JT SLt(B) 510-525W

Dual-glass Monocrystalline Solar Module

132 Cells / MBB / Bifacial Mono TOPCon / 1500V DC / 22.1% Maximum Efficiency



KEY FEATURES

Leading TOPCon technology
MBB N-type TOPCon solar cell, maximum power output 525W
Better anti-LID & LETID performance

Highly reliable due to stringent quality control
Excellent PID resistance, 100% EL double inspection
In-house testing goes well beyond certification requirements

High bifaciality
80% bifacial rate, additional 25% more yield than PERC
Lower LCOE

Certified to withstand the most challenging environment
2400 Pa wind load • 5400 Pa snow load • 25 mm hail stones at 82 km/h

QUALIFICATIONS & CERTIFICATES

- IEC 61215, IEC 61730, IEC 62941
- ISO 9001: Quality Management System
- ISO 14001: Environment Management System
- ISO 45001: Occupational Health and Safety

WARRANTY

12 years Product Warranty

30 years Performance Warranty

JETION SOLAR

As a member of CNBM - a Fortune 500 company, Jetion Solar provides various product solutions, global EPC service and financing. Its standard and high-efficiency product offerings are among the most powerful and cost-effective in the industry. Till now, Jetion Solar has cumulatively more than 20 GW module shipment and 1 GW global EPC track records.

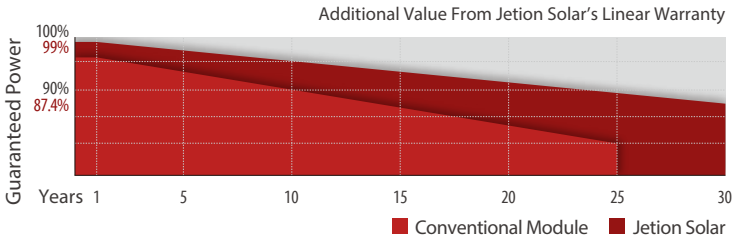

Jetion Solar (China) Co., Ltd.
Add: 1011 Zhencheng Road, Jiangyin, Jiangsu Province, P.R. China 214443
Tel: +86 (510) 8668 7300
E-mail: marketing@jetion.com.cn
Web: www.jetionsolar.com

CNBM | JETION SOLAR Visionary Green Energy

IV CURVES

IV Curves of JT515SLt(B) at different irradiances

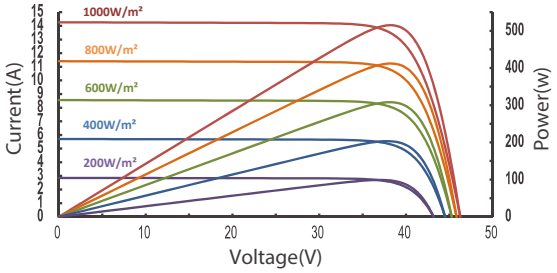

IV Curves of JT515SLt(B) at different Temp

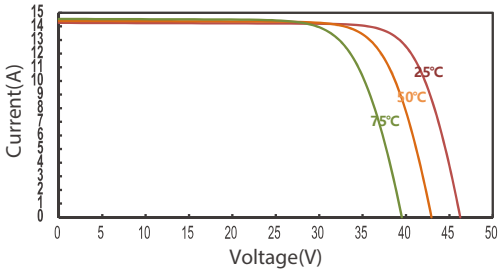

DIMENSION

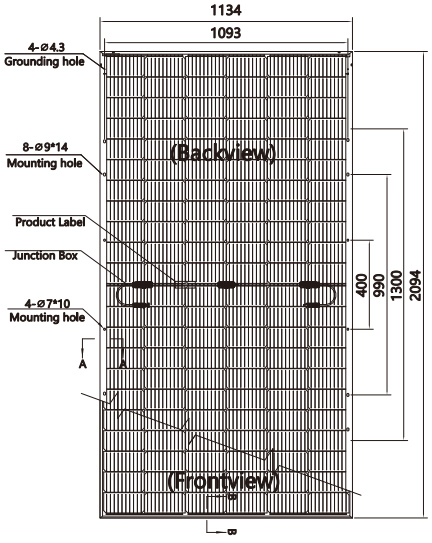

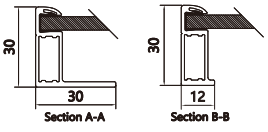

Tolerance
Length: ±2mm
Width: ±2mm

Remarks

ELECTRICAL DATA

TYPE (Tolerance: 0 - +5W)	JT510SLt(B)		JT515SLt(B)		JT520SLt(B)		JT525SLt(B)	
Test Condition	STC	NMOT	STC	NMOT	STC	NMOT	STC	NMOT
Maximum Power Pmax (W)	510	378	515	382	520	386	525	390
Maximum Power Voltage Vmp (V)	38.20	35.90	38.35	36.05	38.50	36.20	38.65	36.35
Maximum Power Current Imp (A)	13.36	10.52	13.43	10.59	13.51	10.66	13.59	10.73
Open Circuit Voltage Voc (V)	46.10	43.40	46.25	43.55	46.40	43.70	46.55	43.85
Short Circuit Current Isc (A)	14.19	11.21	14.26	11.28	14.34	11.35	14.42	11.42
Module Efficiency (%)	21.5%		21.7%		21.9%		22.1%	

STC: Irradiance 1000W/m², Cell Temperature 25°C, Air Mass AM1.5
NMOT: Irradiance at 800W/m², Ambient Temperature 20°C, Wind Speed 1m/s

Measuring tolerance: ±3%

REAR SIDE POWER GAIN (JT515SLt(B))

Power Gain	5%	10%	15%	20%	25%	30%
Maximum Power - Pmax (W)	541	566	592	618	644	669
Maximum Power Voltage -Vmp (V)	38.35	38.35	38.35	38.45	38.45	38.45
Maximum Power Current -Imp (A)	14.10	14.77	15.44	16.07	16.74	17.41
Open Circuit Voltage -Voc (V)	46.25	46.25	46.25	46.35	46.35	46.35
Short Circuit Current -Isc (A)	14.89	15.56	16.23	16.86	17.53	18.20

TEMPERATURE RATINGS

Temperature Coefficient of Isc (αIsc)	+0.045%/°C
Temperature Coefficient of Voc (βVoc)	-0.24%/°C
Temperature Coefficient of Pmax (γPmp)	-0.29%/°C
Normal Module Operating Temperature (NMOT)	43°C±3°C

OPERATING PARAMETERS

Maximum System Voltage	1500V/DC(IEC)
Operating Temperature	-40°C-+85°C
Maximum Series Fuse	30A
Maximum Test Load,Push/Pull	5400Pa/2400Pa
Conductivity at Ground	≤ 0.1Ω
Safety Class	II
Resistance	≥100MΩ
Voc and Isc Tolerance	±3%
Bifaciality	85±5%

MECHANICAL DATA

Solar Cell Type	N-type
Number of Cells	132 [2 x (11 x 6)]
Module Dimensions	2094×1134×30 mm(82.4×44.6×1.2 inches)
Weight	31.1 kg(68.6 lb)
Front Cover	High transmission, AR coated tempered glass, 2.0mm
Back Cover	High transmission, Tempered, White Grid Glass/AR coating(optional), 2.0mm
Frame	Silver, anodized aluminium alloy
J-Box	≥IP68
Cable	4.0 mm² solar cable, 400mm(+)/200mm(-)
Number of diodes	3

PACKAGING CONFIGURATION

Module per pallet	35 pieces
Module per 40'HQ container	22 pallets, 770 pieces

*Installation instruction must be followed.See the installation manual or contact our technical service department for further information on approved installation.
*The specification and key features described in this datasheet may deviate slightly and are not guaranteed. Due to ongoing innovation, R&D enhancement, Jetion Solar (China) Co., Ltd. reserves the right to make any adjustment to the information described herein at any time without notice. Please always obtain the most recent version of the datasheet which shall be duly incorporated into the binding contract made by the parties governing all transactions related to the purchase and sale of the products described herein. Jetion Solar_REV_2026_06_EN

CNBM JETION SOLAR Visionary Green Energy

JT SLt(B) 620-650W

Dual-glass Monocrystalline Solar Module

132 Cells / SMBB / Bifacial Mono TOPCon / 1500V DC / 24.1% Maximum Efficiency

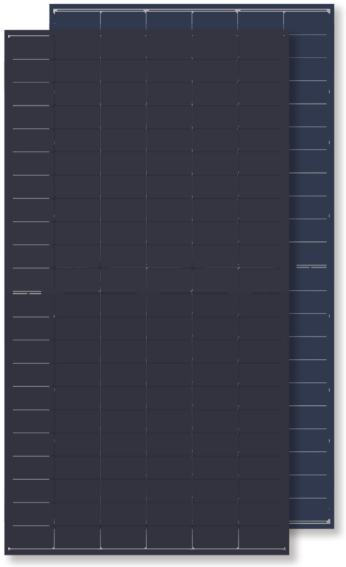

KEY FEATURES

Leading TOPCon technology
SMBB N-type TOPCon solar cell, maximum power output 650W
Better anti-LID & LETID performance

Highly reliable due to stringent quality control
Excellent PID resistance, 100% EL double inspection
In-house testing goes well beyond certification requirements

High bifaciality
80% bifacial rate, additional 25% more yield than PERC
Lower LCOE

Certified to withstand the most challenging environment
2400 Pa wind load • 5400 Pa snow load • 25 mm hail stones at 82 km/h

QUALIFICATIONS & CERTIFICATES

- IEC 61215, IEC 61730, IEC 62941
- ISO 9001: Quality Management System
- ISO 14001: Environment Management System
- ISO 45001: Occupational Health and Safety

WARRANTY

12 years Product Warranty

30 years Performance Warranty

JETION SOLAR

As a member of CNBM - a Fortune 500 company, Jetion Solar provides various product solutions, global EPC service and financing. Its standard and high-efficiency product offerings are among the most powerful and cost-effective in the industry. Till now, Jetion Solar has cumulatively more than 20 GW module shipment and 1 GW global EPC track records.

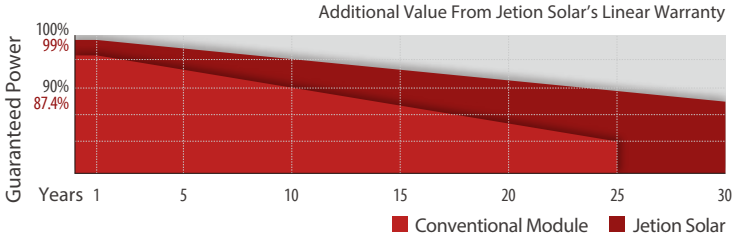

Jetion Solar (China) Co., Ltd.
Add: 1011 Zhencheng Road, Jiangyin, Jiangsu Province, P.R. China 214443
Tel: +86 (510) 8668 7300
E-mail: marketing@jetion.com.cn
Web: www.jetionsolar.com

CNBM | JETION SOLAR Visionary Green Energy

CURVES

IV Curves of JT635SLt(B) at different irradiances

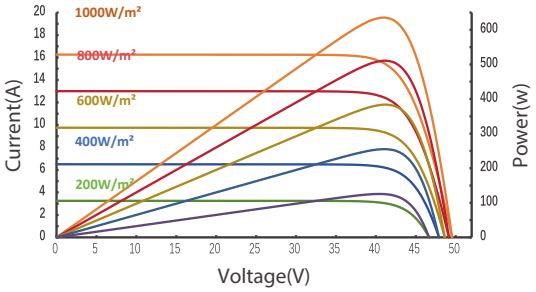

IV Curves of JT635SLt(B) at different Temp.

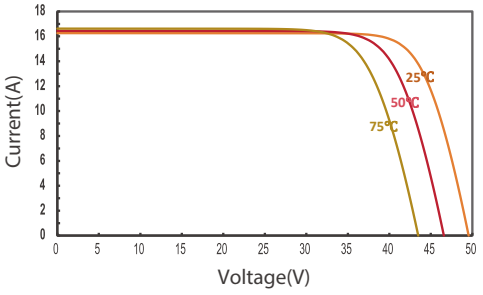

DIMENSION

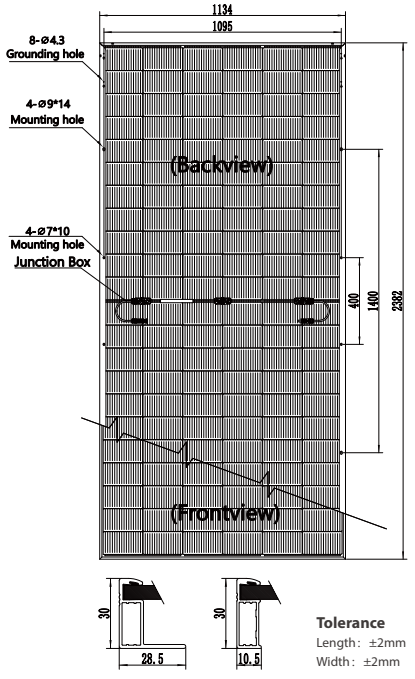

Remarks

ELECTRICAL DATA *STC

Measuring tolerance: ±3%

TYPE (Tolerance: 0~+5W)	JT620SLt(B)	JT625SLt(B)	JT630SLt(B)	JT635SLt(B)	JT640SLt(B)	JT645SLt(B)	JT650SLt(B)
Maximum Power Pmax (W)	620	625	630	635	640	645	650
Maximum Power Voltage Vmp (V)	40.82	40.99	41.16	41.20	41.30	41.44	41.57
Maximum Power Current Imp (A)	15.19	15.25	15.31	15.42	15.50	15.57	15.64
Open Circuit Voltage Voc (V)	49.10	49.30	49.50	49.55	49.60	49.70	49.80
Short Circuit Current Isc (A)	16.06	16.12	16.18	16.26	16.32	16.39	16.46
Module Efficiency (%)	23.0%	23.1%	23.3%	23.5%	23.7%	23.9%	24.1%

STC: Irradiance 1000W/m², Cell Temperature 25°C, Air Mass AM1.5

ELECTRICAL DATA *BNPI

Maximum Power-Pmax (W)	685	690	696	701	707	713	719
Maximum Power Voltage-Vmp (V)	40.82	40.99	41.16	41.20	41.30	41.40	41.50
Maximum Power Current-Imp (A)	16.78	16.84	16.91	17.02	17.12	17.22	17.32
Open Circuit Voltage-Voc (V)	49.10	49.30	49.50	49.55	49.60	49.65	49.70
Short Circuit Current-Isc (A)	17.73	17.80	17.86	17.98	18.06	18.14	18.22

BNPI: Front side irradiation 1000W/m², back side reflection irradiation 135W/m²
ambient temperature 25°C, spectrum AM1.5

TEMPERATURE RATINGS

Temperature Coefficient of Isc (αIsc)	+0.045%/°C
Temperature Coefficient of Voc (βVoc)	-0.24%/°C
Temperature Coefficient of Pmax (γPmp)	-0.29%/°C
Normal Module Operating Temperature (NMOT)	43°C±3°C

OPERATING PARAMETERS

Maximum System Voltage	1500V/DC(IEC)
Level T_{98} ≤ 70°C	-40°C~+70°C
Maximum Series Fuse	30A
Maximum Test Load,Push/Pull	5400Pa/2400Pa
Conductivity at Ground	≤ 0.1Ω
Safety Class	II
Resistance	≥100MΩ
Voc and Isc Tolerance	±3%
Bifaciality	85±5%

MECHANICAL DATA

Solar Cell Type	Mono 182×210 mm(7.2×8.3 inches)
Number of Cells	132 [2 x (11x 6)]
Module Dimensions	2382×1134×30 mm
Weight	32.3 kg
Front Cover	High transmission, AR coated heat-strengthened glass, 2.0mm
Back Cover	Heat-strengthened glass, 2.0mm
Frame	Silver, anodized aluminium alloy
J-Box	≥IP68
Cable	4.0 mm² solar cable, 400 mm(+)/200 mm(-)
Number of diodes	3

PACKAGING CONFIGURATION

Module per pallet	36 pieces
Module per 40'HQ container	20 pallets, 720 pieces

*Installation instruction must be followed.See the installation manual or contact our technical service department for further information on approved installation.
*The specification and key features described in this datasheet may deviate slightly and are not guaranteed. Due to ongoing innovation, R&D enhancement, Jetion Solar (China) Co., Ltd. reserves the right to make any adjustment to the information described herein at any time without notice. Please always obtain the most recent version of the datasheet which shall be duly incorporated into the binding contract made by the parties governing all transactions related to the purchase and sale of the products described herein. Jetion Solar_REV_2026_08_EN

CNBM JETION SOLAR Visionary Green Energy

JT SNt(B) 440-460W

Dual-glass Monocrystalline Solar Module

96 Cells / SMBB / Bifacial Mono TOPCon / 1500V DC / 23.0% Maximum Efficiency

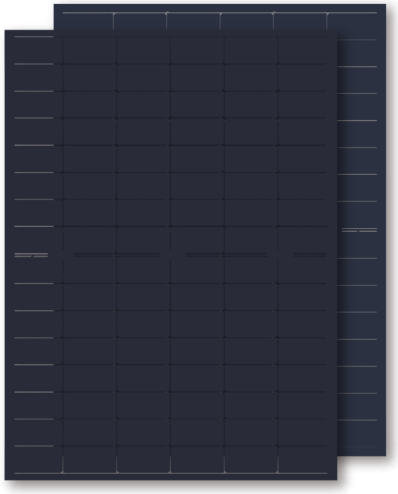

KEY FEATURES

Leading TOPCon technology
SMBB N-type TOPCon solar cell, maximum power output 460W
Better anti-LID & LETID performance

Highly reliable due to stringent quality control
Excellent PID resistance, 100% EL double inspection
In-house testing goes well beyond certification requirements

High bifaciality
80% bifacial rate, additional 25% more yield than PERC
Lower LCOE

Certified to withstand the most challenging environment
2400 Pa wind load • 5400 Pa snow load • 25 mm hail stones at 82 km/h

QUALIFICATIONS & CERTIFICATES

- IEC 61215, IEC 61730, IEC 62941
- ISO 9001: Quality Management System
- ISO 14001: Environment Management System
- ISO 45001: Occupational Health and Safety

WARRANTY

12 years Product Warranty

30 years Performance Warranty

JETION SOLAR

As a member of CNBM - a Fortune 500 company, Jetion Solar provides various product solutions, global EPC service and financing. Its standard and high-efficiency product offerings are among the most powerful and cost-effective in the industry. Till now, Jetion Solar has cumulatively more than 20 GW module shipment and 1 GW global EPC track records.

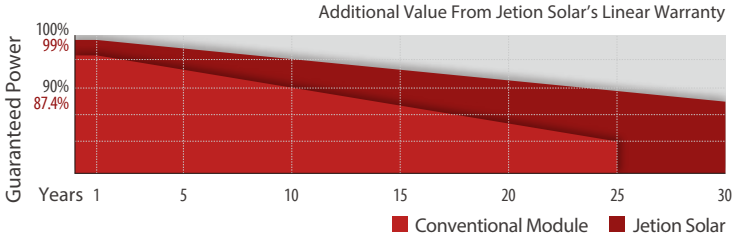

Jetion Solar (China) Co., Ltd.
Add: 1011 Zhencheng Road, Jiangyin, Jiangsu Province, P.R. China 214443
Tel: +86 (510) 8668 7300
E-mail: marketing@jetion.com.cn
Web: www.jetionsolar.com

CNBM | JETION SOLAR Visionary Green Energy

CURVES

PV Curves of JT445SNt(B) at different irradiances

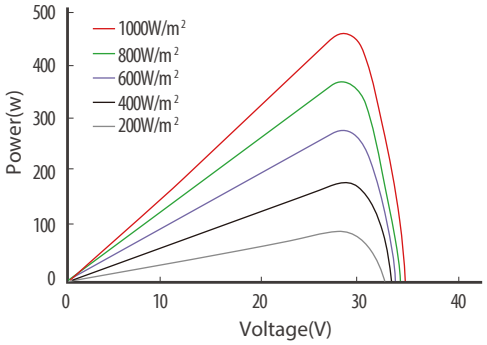

IV Curves of JT445SNt(B) at different irradiances

Cell temperature 25°C

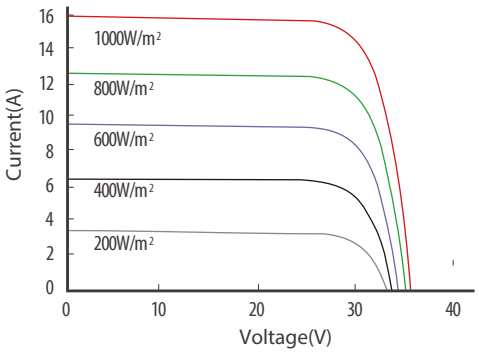

DIMENSION

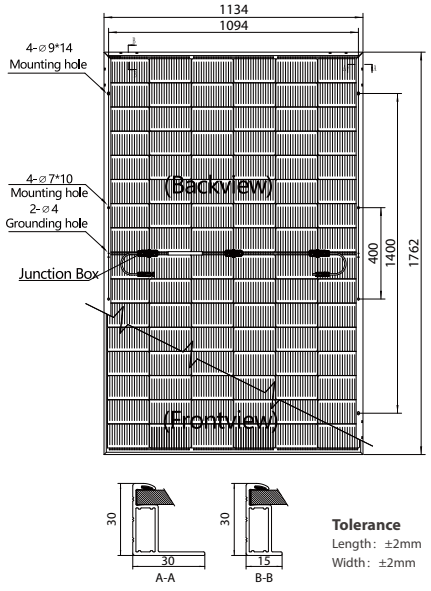

Tolerance
Length: ±2mm
Width: ±2mm

Remarks

ELECTRICAL DATA *STC

Measuring tolerance: ±3%

TYPE (Tolerance: 0~+5W)	JT440SNt(B)	JT445SNt(B)	JT450SNt(B)	JT455SNt(B)	JT460SNt(B)
Maximum Power Pmax (W)	440	445	450	455	460
Maximum Power Voltage Vmp (V)	29.50	29.69	29.89	30.08	30.27
Maximum Power Current Imp (A)	14.92	14.99	15.06	15.13	15.20
Open Circuit Voltage Voc (V)	35.30	35.50	35.70	35.85	36.00
Short Circuit Current Isc (A)	15.92	15.99	16.06	16.13	16.20
Module Efficiency (%)	22.0%	22.3%	22.5%	22.8%	23.0%

STC: Irradiance 1000W/m², Cell Temperature 25°C, Air Mass AM1.5

ELECTRICAL DATA *BNPI

Maximum Power - Pmax (W)	487.93	493.15	498.86	504.14	510.05
Maximum Power Voltage -Vmp (V)	29.50	29.69	29.89	30.08	30.27
Maximum Power Current -Imp (A)	16.54	16.61	16.69	16.76	16.85
Open Circuit Voltage -Voc (V)	35.30	35.50	35.70	35.85	36.00
Short Circuit Current -Isc (A)	17.64	17.72	17.79	17.87	17.95

BNPI: Front side irradiation 1000W/m², back side reflection irradiation 135W/m²
ambient temperature 25°C, spectrum AM1.5

TEMPERATURE RATINGS

Temperature Coefficient of Isc (αIsc)	+0.045%/°C
Temperature Coefficient of Voc (βVoc)	-0.24%/°C
Temperature Coefficient of Pmax (γPmp)	-0.29%/°C
Normal Module Operating Temperature (NMOT)	43°C±3°C

OPERATING PARAMETERS

Maximum System Voltage	1500V/DC(IEC)
Level T_{98} ≤ 70°C	-40°C~+70°C
Maximum Series Fuse	30A
Maximum Test Load,Push/Pull	5400Pa/2400Pa
Conductivity at Ground	≤ 0.1Ω
Safety Class	II
Resistance	≥100MΩ
Voc and Isc Tolerance	±3%
Bifaciality	85±5%

MECHANICAL DATA

Solar Cell Type	Mono 182×210 mm(7.2×8.3 inches)
Number of Cells	96 [2 x (8x 6)]
Module Dimensions	1762×1134×30 mm
Weight	23.7 kg
Front Cover	High transmission, AR coated heat-strengthened glass, 2.0mm
Back Cover	Heat-strengthened glass, 2.0mm
Frame	Black, anodized aluminium alloy
J-Box	≥IP68
Cable	4.0 mm² solar cable, 400 mm(+)/200 mm(-), Customizable
Number of diodes	3

PACKAGING CONFIGURATION

Module per pallet	36 pieces
Module per 40'HQ container	26 pallets, 936 pieces

*Installation instruction must be followed.See the installation manual or contact our technical service department for further information on approved installation.
*The specification and key features described in this datasheet may deviate slightly and are not guaranteed. Due to ongoing innovation, R&D enhancement, Jetion Solar (China) Co., Ltd. reserves the right to make any adjustment to the information described herein at any time without notice. Please always obtain the most recent version of the datasheet which shall be duly incorporated into the binding contract made by the parties governing all transactions related to the purchase and sale of the products described herein. Jetion Solar_REV_2026_08_EN

CNBM JETION SOLAR Visionary Green Energy

JT SPt(B) 710-740W

Dual-glass Monocrystalline Solar Module

132 Cells / SMBB / Bifacial Mono TOPCon / 1500V DC / 23.8% Maximum Efficiency



KEY FEATURES

Leading TOPCon technology
SMBB N-type TOPCon solar cell, maximum power output 740W
Better anti-LID & LETID performance

Highly reliable due to stringent quality control
Excellent PID resistance, 100% EL double inspection
In-house testing goes well beyond certification requirements

High bifaciality
80% bifacial rate, additional 25% more yield than PERC
Lower LCOE

Certified to withstand the most challenging environment
2400 Pa wind load • 5400 Pa snow load • 25 mm hail stones at 82 km/h

QUALIFICATIONS & CERTIFICATES

- IEC 61215, IEC 61730, IEC 62941
- ISO 9001: Quality Management System
- ISO 14001: Environment Management System
- ISO 45001: Occupational Health and Safety

WARRANTY

12 years Product Warranty

30 years Performance Warranty

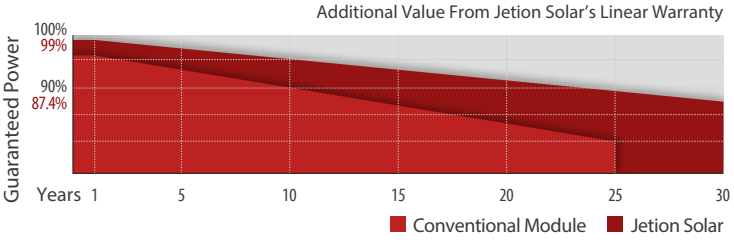

JETION SOLAR

As a member of CNBM - a Fortune 500 company, Jetion Solar provides various product solutions, global EPC service and financing. Its standard and high-efficiency product offerings are among the most powerful and cost-effective in the industry. Till now, Jetion Solar has cumulatively more than 20 GW module shipment and 1 GW global EPC track records.

Jetion Solar (China) Co., Ltd.
Add: 1011 Zhencheng Road, Jiangyin, Jiangsu Province, P.R. China 214443
Tel: +86 (510) 8668 7300
E-mail: marketing@jetion.com.cn
Web: www.jetionsolar.com

CNBM | JETION SOLAR Visionary Green Energy

IV CURVES

IV Curves of JT715SPt(B) at different irradiances

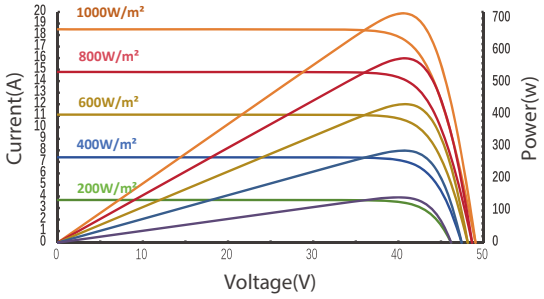

IV Curves of JT715SPt(B) at different Temp.

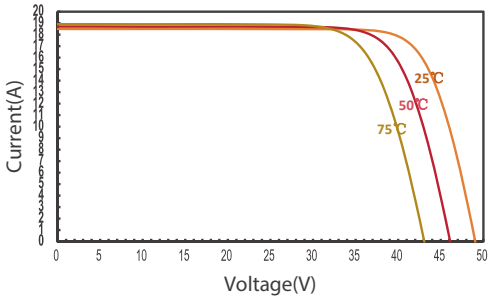

DIMENSION

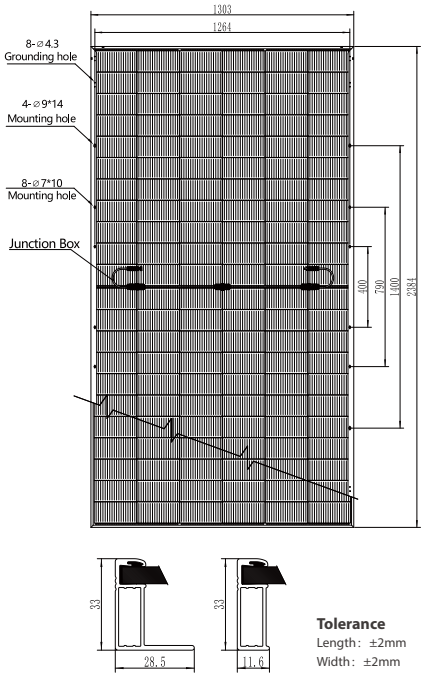

Tolerance
Length: ±2mm
Width: ±2mm

Remarks

ELECTRICAL DATA *STC

Measuring tolerance: ±3%

TYPE (Tolerance:0~+5W)	JT710SPt(B)	JT715SPt(B)	JT720SPt(B)	JT725SPt(B)	JT730SPt(B)	JT735SPt(B)	JT740SPt(B)
Maximum Power Pmax (W)	710	715	720	725	730	735	740
Maximum Power Voltage Vmp (V)	40.81	41.00	41.18	41.36	41.55	41.73	41.91
Maximum Power Current Imp (A)	17.40	17.44	17.49	17.53	17.58	17.62	17.66
Open Circuit Voltage Voc (V)	48.82	49.05	49.28	49.51	49.74	49.97	50.20
Short Circuit Current Isc (A)	18.45	18.50	18.55	18.60	18.65	18.70	18.75
Module Efficiency (%)	22.9%	23.0%	23.2%	23.3%	23.5%	23.7%	23.8%

STC: Irradiance 1000W/m², Cell Temperature 25°C, Air Mass AM1.5

ELECTRICAL DATA *BSTC

Maximum Power-Pmax (W)	786	791	797	802	808	813	819
Maximum Power Voltage-Vmp (V)	40.81	41.00	41.18	41.36	41.55	41.73	41.91
Maximum Power Current-Imp (A)	19.25	19.30	19.35	19.39	19.44	19.49	19.54
Open Circuit Voltage-Voc (V)	48.82	49.05	49.28	49.51	49.74	49.97	50.20
Short Circuit Current-Isc (A)	20.41	20.47	20.52	20.58	20.63	20.69	20.74

BSTC : Front side irradiation 1000W/m², back side reflection irradiation 135W/m², spectrum AM1.5, ambient temperature 25°C. Values are based on RETC certified results from a light-soaked module.

TEMPERATURE RATINGS

Temperature Coefficient of Isc (αIsc)	+0.045%/°C
Temperature Coefficient of Voc (βVoc)	-0.24%/°C
Temperature Coefficient of Pmax (γPmp)	-0.29%/°C
Normal Module Operating Temperature (NMOT)	43°C±3°C

OPERATING PARAMETERS

Maximum System Voltage	1500V/DC(IEC)
Level T_{98} ≤ 70°C	-40°C~+70°C
Maximum Series Fuse	35A
Maximum Test Load,Push/Pull	5400Pa/2400Pa
Conductivity at Ground	≤ 0.1Ω
Safety Class	II
Resistance	≥100MΩ
Voc and Isc Tolerance	±3%
Bifaciality	85±5%

MECHANICAL DATA

Solar Cell Type	N-type
Number of Cells	132 [2 x (11 x 6)]
Module Dimensions	2384×1303×33 mm
Weight	36.7 kg
Front Cover	High transmission, AR coated heat-strengthened glass, 2.0mm
Back Cover	Heat-strengthened glass, 2.0mm
Frame	Silver, anodized aluminium alloy
J-Box	≥IP68
Cable	4.0 mm² solar cable, 400mm(+)/200mm(-)
Number of diodes	3

PACKAGING CONFIGURATION

Module per pallet	33 pieces
Module per 40'HQ container	18 pallets, 594 pieces

*Installation instruction must be followed.See the installation manual or contact our technical service department for further information on approved installation.
*The specification and key features described in this datasheet may deviate slightly and are not guaranteed. Due to ongoing innovation, R&D enhancement, Jetion Solar (China) Co., Ltd. reserves the right to make any adjustment to the information described herein at any time without notice. Please always obtain the most recent version of the datasheet which shall be duly incorporated into the binding contract made by the parties governing all transactions related to the purchase and sale of the products described herein. Jetion Solar_REV_2026_08_EN

CNBM | JETION SOLAR Visionary Green Energy

JT SRt(B) 620-640W

Dual-glass Monocrystalline Solar Module

156 Cells / MBB / Bifacial Mono TOPCon / 1500V DC / 22.9% Maximum Efficiency

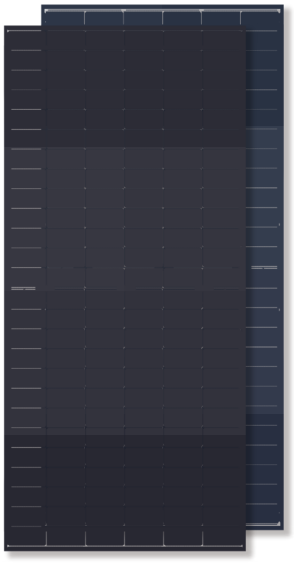

KEY FEATURES

Leading TOPCon technology
MBB N-type TOPCon solar cell, maximum power output 640W
Better anti-LID & LETID performance

Highly reliable due to stringent quality control
Excellent PID resistance, 100% EL double inspection
In-house testing goes well beyond certification requirements

High bifaciality
80% bifacial rate, additional 25% more yield than PERC
Lower LCOE

Certified to withstand the most challenging environment
2400 Pa wind load • 5400 Pa snow load • 25 mm hail stones at 82 km/h

QUALIFICATIONS & CERTIFICATES

- IEC 61215, IEC 61730, IEC 62941
- ISO 9001: Quality Management System
- ISO 14001: Environment Management System
- ISO 45001: Occupational Health and Safety

WARRANTY

12 years Product Warranty

30 years Performance Warranty

JETION SOLAR

As a member of CNBM - a Fortune 500 company, Jetion Solar provides various product solutions, global EPC service and financing. Its standard and high-efficiency product offerings are among the most powerful and cost-effective in the industry. Till now, Jetion Solar has cumulatively more than 20 GW module shipment and 1 GW global EPC track records.

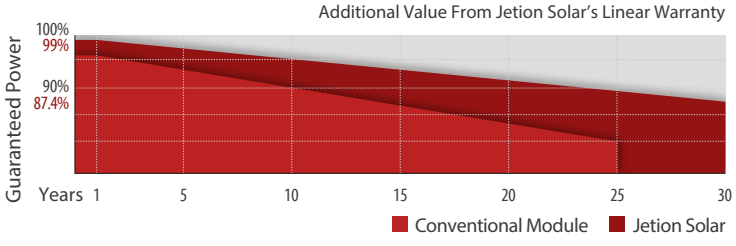

Jetion Solar (China) Co., Ltd.
Add: 1011 Zhencheng Road, Jiangyin, Jiangsu Province, P.R. China 214443
Tel: +86 (510) 8668 7300
E-mail: marketing@jetion.com.cn
Web: www.jetionsolar.com

CNBM | JETION SOLAR Visionary Green Energy

IV CURVES

IV Curves of JT610SRt(B) at different irradiances

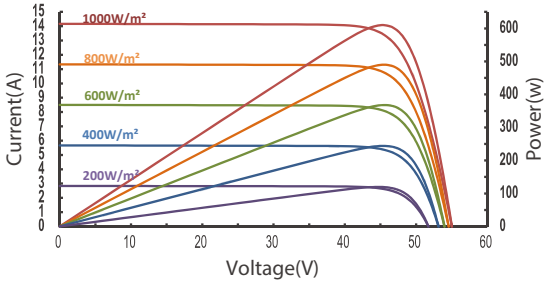

IV Curvesof JT610SRt(B) at different Temp

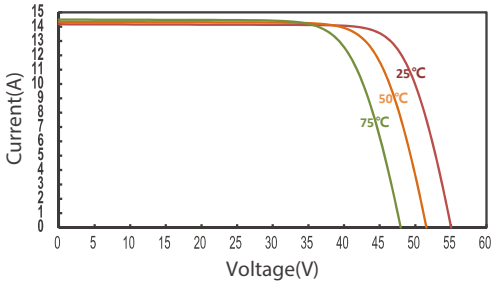

DIMENSION

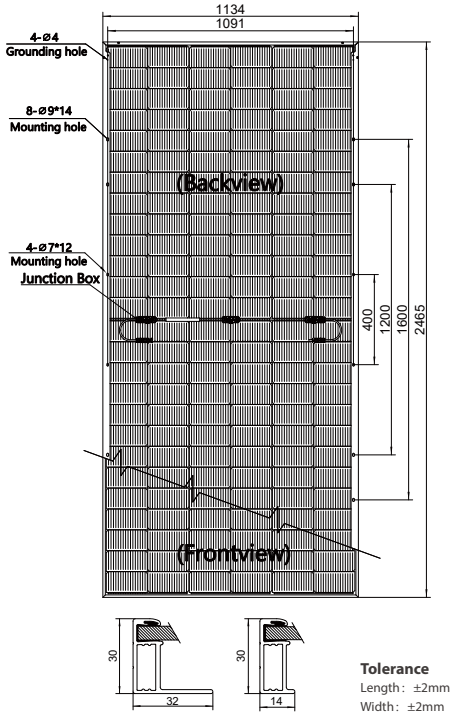

Tolerance
Length：±2mm
Width：±2mm

Remarks

ELECTRICAL DATA (STC)

TYPE (Tolerance: 0 - +5W)	JT620SRt(B)	JT625SRt(B)	JT630SRt(B)	JT635SRt(B)	JT640SRt(B)
Maximum Power Pmax (W)	620	625	630	635	640
Maximum Power Voltage Vmp (V)	45.82	45.96	46.12	46.29	46.45
Maximum Power Current Imp (A)	13.53	13.60	13.66	13.72	13.78
Open Circuit Voltage Voc (V)	55.43	55.63	55.83	56.03	56.23
Short Circuit Current Isc (A)	14.29	14.35	14.41	14.47	14.53
Module Efficiency (%)	22.2%	22.4%	22.5%	22.7%	22.9%

STC: Irradiance 1000W/m², Cell Temperature 25°C, Air Mass AM1.5

Measuring tolerance: ±3%

REAR SIDE POWER GAIN (JT610SRt(B))

Power Gain	5%	10%	15%	20%	25%	30%
Maximum Power - Pmax (W)	641	671	702	732	763	793
Maximum Power Voltage -Vmp (V)	45.49	45.49	45.49	45.58	45.58	45.57
Maximum Power Current -Imp (A)	14.08	14.75	15.42	16.06	16.73	17.40
Open Circuit Voltage -Voc (V)	55.03	55.03	55.03	55.13	55.13	55.13
Short Circuit Current -Isc (A)	14.86	15.53	16.20	16.83	17.50	18.17

TEMPERATURE RATINGS

Temperature Coefficient of Isc (αIsc)	+0.045%/°C
Temperature Coefficient of Voc (βVoc)	-0.24%/°C
Temperature Coefficient of Pmax (γPmp)	-0.29%/°C
Normal Module Operating Temperature (NMOT)	43°C±3°C

OPERATING PARAMETERS

Maximum System Voltage	1500V/DC(IEC)
Level T_{98} ≤ 70°C	-40°C~+70°C
Maximum Series Fuse	30A
Maximum Test Load,Push/Pull	5400Pa/2400Pa
Conductivity at Ground	≤ 0.1Ω
Safety Class	II
Resistance	≥100MΩ
Voc and Isc Tolerance	±3%
Bifaciality	85±5%

MECHANICAL DATA

Solar Cell Type	N-type
Number of Cells	156 [2 x (13 x 6)]
Module Dimensions	2465×1134×30 mm
Weight	34 kg
Front Cover	High transmission, AR coated heat-strengthened glass, 2.0mm
Back Cover	Heat-strengthened glass, 2.0mm
Frame	Silver, anodized aluminium alloy
J-Box	≥IP68
Cable	4.0 mm² solar cable, 400mm(+)/200mm(-)
Number of diodes	3

PACKAGING CONFIGURATION

Module per pallet	36 pieces
Module per 40'HQ container	16 pallets, 576 pieces

*Installation instruction must be followed.See the installation manual or contact our technical service department for further information on approved installation.
*The specification and key features described in this datasheet may deviate slightly and are not guaranteed. Due to ongoing innovation, R&D enhancement, Jetion Solar (China) Co., Ltd. reserves the right to make any adjustment to the information described herein at any time without notice. Please always obtain the most recent version of the datasheet which shall be duly incorporated into the binding contract made by the parties governing all transactions related to the purchase and sale of the products described herein.

CNBM JETION SOLAR Visionary Green Energy

JT SSt(B) 575-590W

Dual-glass Monocrystalline Solar Module

144 Cells / MBB / Bifacial Mono TOPCon / 1500V DC / 22.8% Maximum Efficiency

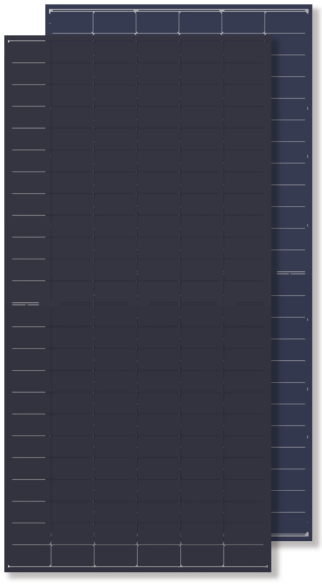

KEY FEATURES

Leading TOPCon technology
MBB N-type TOPCon solar cell, maximum power output 590W
Better anti-LID & LETID performance

Highly reliable due to stringent quality control
Excellent PID resistance, 100% EL double inspection
In-house testing goes well beyond certification requirements

High bifaciality
80% bifacial rate, additional 25% more yield than PERC
Lower LCOE

Certified to withstand the most challenging environment
2400 Pa wind load • 5400 Pa snow load • 25 mm hail stones at 82 km/h

QUALIFICATIONS & CERTIFICATES

- IEC 61215, IEC 61730, IEC 62941
- ISO 9001: Quality Management System
- ISO 14001: Environment Management System
- ISO 45001: Occupational Health and Safety

WARRANTY

12 years Product Warranty

30 years Performance Warranty

JETION SOLAR

As a member of CNBM - a Fortune 500 company, Jetion Solar provides various product solutions, global EPC service and financing. Its standard and high-efficiency product offerings are among the most powerful and cost-effective in the industry. Till now, Jetion Solar has cumulatively more than 20 GW module shipment and 1 GW global EPC track records.

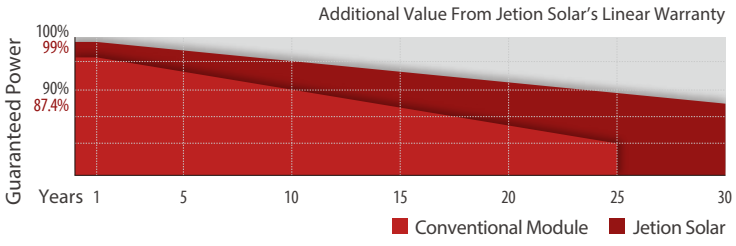

Jetion Solar (China) Co., Ltd.
Add: 1011 Zhencheng Road, Jiangyin, Jiangsu Province, P.R. China 214443
Tel: +86 (510) 8668 7300
E-mail: marketing@jetion.com.cn
Web: www.jetionsolar.com

CNBM | JETION SOLAR Visionary Green Energy

IV CURVES

IV Curvesof JT570SSt(B) at differentirradiances

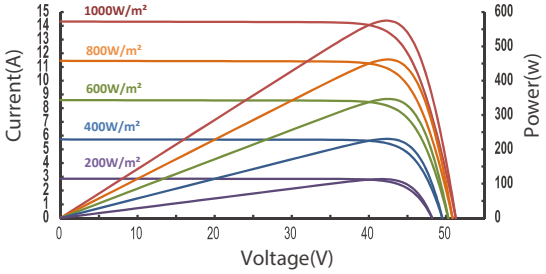

IV Curvesof JT570SSt(B) at different Temp

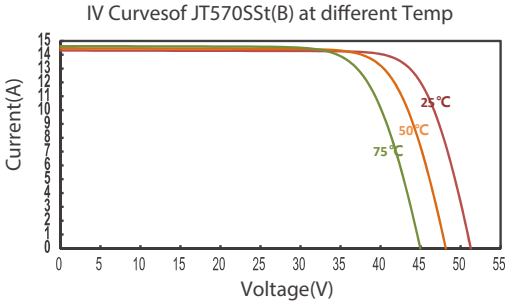

DIMENSION

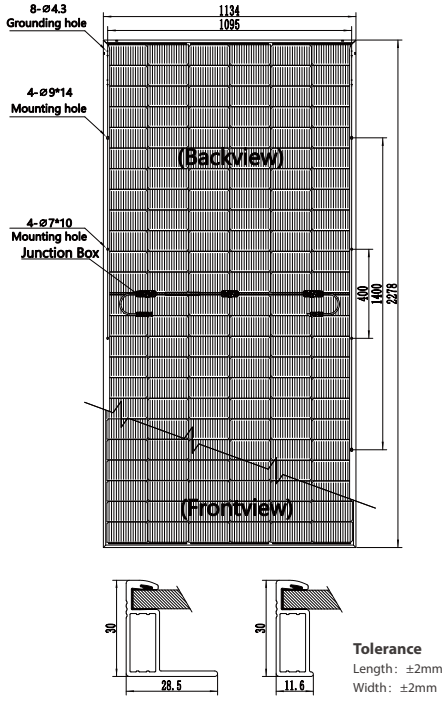

Remarks

ELECTRICAL DATA

TYPE (Tolerance: 0 - +5W)	JT575SSt(B)		JT580SSt(B)		JT585SSt(B)		JT590SSt(B)	
Test Condition	STC	NMOT	STC	NMOT	STC	NMOT	STC	NMOT
Maximum Power Pmax (W)	575	432.26	580	436.29	585	440.34	590	444.40
Maximum Power Voltage Vmp (V)	42.47	39.95	42.62	40.10	42.77	40.25	42.92	40.40
Maximum Power Current Imp (A)	13.54	10.82	13.61	10.88	13.68	10.94	13.75	11.00
Open Circuit Voltage Voc (V)	51.27	48.45	51.47	48.60	51.67	48.75	51.87	48.90
Short Circuit Current Isc (A)	14.31	11.58	14.37	11.64	14.43	11.70	14.49	11.76
Module Efficiency (%)	22.2%		22.4%		22.6%		22.8%	

STC: Irradiance 1000W/m², Cell Temperature 25°C, Air Mass AM1.5
NMOT: Irradiance at 800W/m², Ambient Temperature 20°C, Wind Speed 1m/s

Measuring tolerance: ±3%

REAR SIDE POWER GAIN (JT580SSt(B))

Power Gain	5%	10%	15%	20%	25%	30%
Maximum Power - Pmax (W)	609	638	667	696	725	754
Maximum Power Voltage -Vmp (V)	42.62	42.62	42.62	42.72	42.72	42.72
Maximum Power Current -Imp (A)	14.29	14.97	15.65	16.29	16.97	17.65
Open Circuit Voltage -Voc (V)	51.47	51.47	51.47	51.57	51.57	51.57
Short Circuit Current -Isc (A)	15.07	15.75	16.43	17.07	17.75	18.43

TEMPERATURE RATINGS

Temperature Coefficient of Isc (αIsc)	+0.045%/°C
Temperature Coefficient of Voc (βVoc)	-0.24%/°C
Temperature Coefficient of Pmax (γPmp)	-0.29%/°C
Normal Module Operating Temperature (NMOT)	43°C±3°C

OPERATING PARAMETERS

Maximum System Voltage	1500V/DC(IEC)
Level T_{98} ≤ 70°C	-40°C~+70°C
Maximum Series Fuse	30A
Maximum Test Load,Push/Pull	5400Pa/2400Pa
Conductivity at Ground	≤ 0.1Ω
Safety Class	II
Resistance	≥100MΩ
Voc and Isc Tolerance	±3%
Bifaciality	85±5%

MECHANICAL DATA

Solar Cell Type	N-type
Number of Cells	144 [2 x (12 x 6)]
Module Dimensions	2278×1134×30 mm
Weight	31 kg
Front Cover	High transmission, AR coated heat-strengthened glass, 2.0mm
Back Cover	Heat-strengthened glass, 2.0mm
Frame	Silver, anodized aluminium alloy
J-Box	≥IP68
Cable	4.0 mm² solar cable, 400mm(+)/200mm(-)
Number of diodes	3

PACKAGING CONFIGURATION

Module per pallet	36 pieces
Module per 40'HQ container	20 pallets, 720 pieces

*Installation instruction must be followed.See the installation manual or contact our technical service department for further information on approved installation.
*The specification and key features described in this datasheet may deviate slightly and are not guaranteed. Due to ongoing innovation, R&D enhancement, Jetion Solar (China) Co., Ltd. reserves the right to make any adjustment to the information described herein at any time without notice. Please always obtain the most recent version of the datasheet which shall be duly incorporated into the binding contract made by the parties governing all transactions related to the purchase and sale of the products described herein. Jetion Solar_REV_2026_08_EN

CNBM JETION SOLAR Visionary Green Energy

JT SXt(B) 775-800W

Dual-glass Monocrystalline Solar Module

144 Cells / SMBB / Bifacial Mono TOPCon / 1500V DC / 23.7% Maximum Efficiency

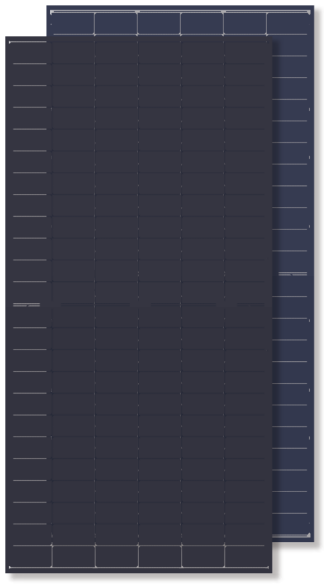

KEY FEATURES

Leading TOPCon technology
SMBB N-type TOPCon solar cell, maximum power output 800W
Better anti-LID & LETID performance

Highly reliable due to stringent quality control
Excellent PID resistance, 100% EL double inspection
In-house testing goes well beyond certification requirements

High bifaciality
80% bifacial rate, additional 25% more yield than PERC
Lower LCOE

Certified to withstand the most challenging environment
2400 Pa wind load • 5400 Pa snow load • 25 mm hail stones at 82 km/h

QUALIFICATIONS & CERTIFICATES

- IEC 61215, IEC 61730, IEC 62941
- ISO 9001: Quality Management System
- ISO 14001: Environment Management System
- ISO 45001: Occupational Health and Safety

WARRANTY

12 years Product Warranty

30 years Performance Warranty

JETION SOLAR

As a member of CNBM - a Fortune 500 company, Jetion Solar provides various product solutions, global EPC service and financing. Its standard and high-efficiency product offerings are among the most powerful and cost-effective in the industry. Till now, Jetion Solar has cumulatively more than 20 GW module shipment and 1 GW global EPC track records.

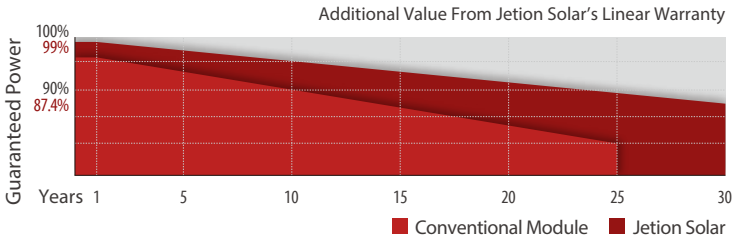

Jetion Solar (China) Co., Ltd.
Add: 1011 Zhencheng Road, Jiangyin, Jiangsu Province, P.R. China 214443
Tel: +86 (510) 8668 7300
E-mail: marketing@jetion.com.cn
Web: www.jetionsolar.com

CNBM | JETION SOLAR Visionary Green Energy

IV CURVES

IV Curves of JT780SXt(B) at different irradiances

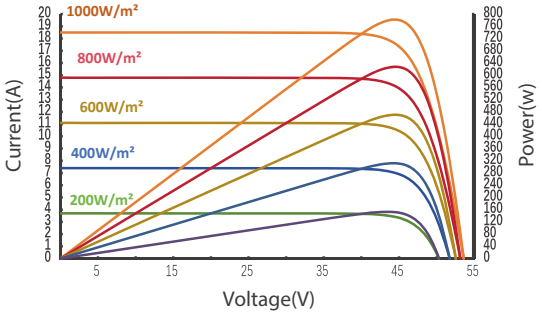

IV Curves of JT780SXt(B) at different Temp.

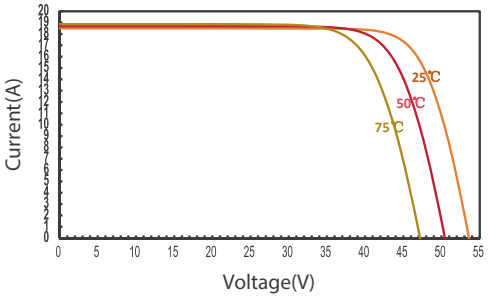

DIMENSION

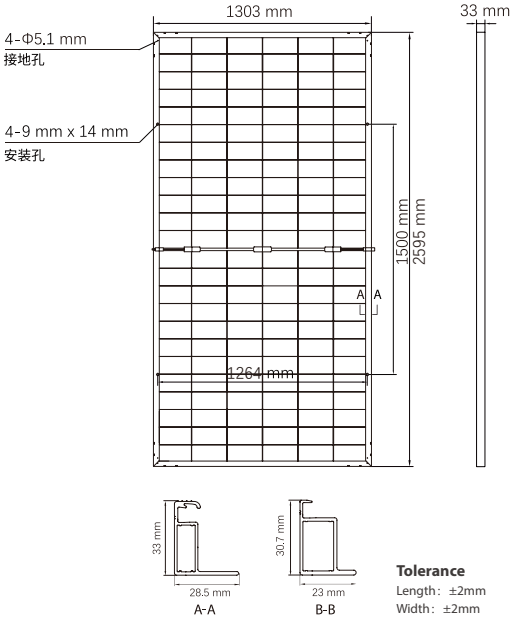

Tolerance
Length: ±2mm
Width: ±2mm

Remarks

ELECTRICAL DATA *STC

Measuring tolerance: ±3%

TYPE (Tolerance:0~+5W)	JT775SXt(B)	JT780SXt(B)	JT785SXt(B)	JT790SXt(B)	JT795SXt(B)	JT800SXt(B)
Maximum Power Pmax (W)	775	780	785	790	795	800
Maximum Power Voltage Vmp (V)	44.96	45.10	45.24	45.39	45.53	45.67
Maximum Power Current Imp (A)	17.24	17.30	17.35	17.41	17.47	17.53
Open Circuit Voltage Voc (V)	53.41	53.60	53.79	53.98	54.17	54.36
Short Circuit Current Isc (A)	18.45	18.50	18.56	18.61	18.67	18.72
Module Efficiency (%)	22.9%	23.1%	23.2%	23.4%	23.5%	23.7%

STC: Irradiance 1000W/m², Cell Temperature 25°C, Air Mass AM1.5

ELECTRICAL DATA *BSTC

Maximum Power - Pmax (W)	857	863	868	874	880	886
Maximum Power Voltage -Vmp (V)	44.96	45.10	45.24	45.39	45.53	45.67
Maximum Power Current -Imp (A)	19.07	19.13	19.20	19.26	19.32	19.39
Open Circuit Voltage -Voc (V)	53.41	53.60	53.79	53.98	54.17	54.36
Short Circuit Current -Isc (A)	20.40	20.46	20.53	20.59	20.65	20.71

BSTC : Front side irradiation 1000W/m², back side reflection irradiation 135W/m², spectrum AM1.5, ambient temperature 25°C. Values are based on RETC certified results from a light-soaked module.

TEMPERATURE RATINGS

Temperature Coefficient of Isc (αIsc)	+0.045%/°C
Temperature Coefficient of Voc (βVoc)	-0.24%/°C
Temperature Coefficient of Pmax (γPmp)	-0.29%/°C
Normal Module Operating Temperature (NMOT)	43°C±3°C

OPERATING PARAMETERS

Maximum System Voltage	1500V/DC(IEC)
Level T_{98} ≤ 70°C	-40°C~+70°C
Maximum Series Fuse	35A
Maximum Test Load,Push/Pull	5400Pa/2400Pa
Conductivity at Ground	≤ 0.1Ω
Safety Class	II
Resistance	≥100MΩ
Voc and Isc Tolerance	±3%
Bifaciality	85±5%

MECHANICAL DATA

Solar Cell Type	N-type
Number of Cells	144 [2 x (12 x 6)]
Module Dimensions	2595×1303×33 mm
Weight	40 kg
Front Cover	High transmission, AR coated heat-strengthened glass, 2.0mm
Back Cover	Heat-strengthened glass, 2.0mm
Frame	Silver, anodized aluminium alloy
J-Box	≥IP68
Cable	4.0 mm² solar cable, 400mm(+)/200mm(-)
Number of diodes	3

PACKAGING CONFIGURATION

Module per pallet	33 pieces

*Installation instruction must be followed.See the installation manual or contact our technical service department for further information on approved installation.
*The specification and key features described in this datasheet may deviate slightly and are not guaranteed. Due to ongoing innovation, R&D enhancement, Jetion Solar (China) Co., Ltd. reserves the right to make any adjustment to the information described herein at any time without notice. Please always obtain the most recent version of the datasheet which shall be duly incorporated into the binding contract made by the parties governing all transactions related to the purchase and sale of the products described herein. Jetion Solar_REV_2026_08_EN

CNBM | JETION SOLAR Visionary Green Energy

JT SIt(B) 465-480W

Dual-glass Monocrystalline Solar Module

120 Cells / MBB / Bifacial Mono TOPCon / 1500V DC / 22.2% Maximum Efficiency



KEY FEATURES

Leading TOPCon technology
MBB N-type TOPCon solar cell, maximum power output 480W
Better anti-LID & LETID performance

Highly reliable due to stringent quality control
Excellent PID resistance, 100% EL double inspection
In-house testing goes well beyond certification requirements

High bifaciality
80% bifacial rate, additional 25% more yield than PERC
Lower LCOE

Certified to withstand the most challenging environment
2400 Pa wind load • 5400 Pa snow load • 25 mm hail stones at 82 km/h

QUALIFICATIONS & CERTIFICATES

- IEC 61215, IEC 61730, IEC 62941
- ISO 9001: Quality Management System
- ISO 14001: Environment Management System
- ISO 45001: Occupational Health and Safety

WARRANTY

12 years Product Warranty

30 years Performance Warranty

JETION SOLAR

As a member of CNBM - a Fortune 500 company, Jetion Solar provides various product solutions, global EPC service and financing. Its standard and high-efficiency product offerings are among the most powerful and cost-effective in the industry. Till now, Jetion Solar has cumulatively more than 20 GW module shipment and 1 GW global EPC track records.

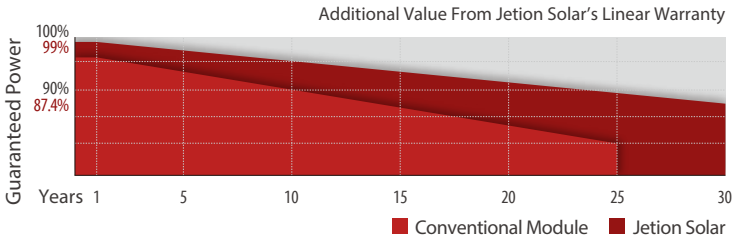

Jetion Solar (China) Co., Ltd.
Add: 1011 Zhencheng Road, Jiangyin, Jiangsu Province, P.R. China 214443
Tel: +86 (510) 8668 7300
E-mail: marketing@jetion.com.cn
Web: www.jetionsolar.com

CNBM | JETION SOLAR Visionary Green Energy

IV CURVES

IV Curves of JT475SIt(B) at different irradiances

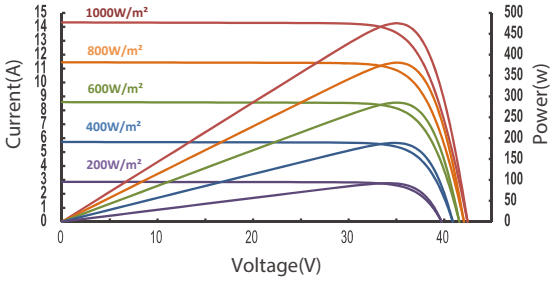

IV Curves of JT475SIt(B) at different Temp

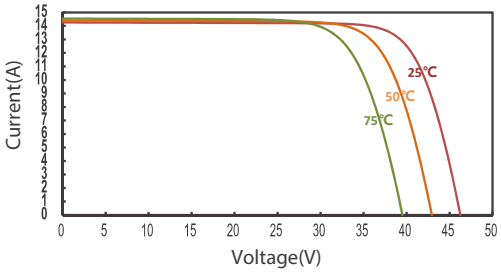

DIMENSION

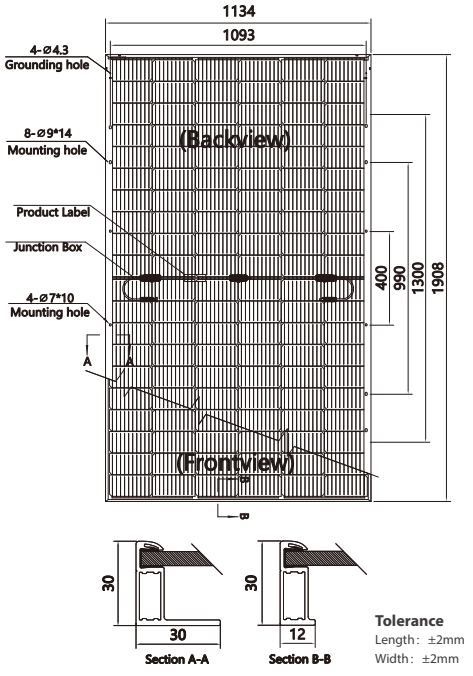

Remarks

ELECTRICAL DATA

TYPE (Tolerance: 0 - +5W)	JT465SIt(B)		JT470SIt(B)		JT475SIt(B)		JT480SIt(B)	
Test Condition	STC	NMOT	STC	NMOT	STC	NMOT	STC	NMOT
Maximum Power Pmax (W)	465	345	470	349	475	353	480	357
Maximum Power Voltage Vmp (V)	34.75	32.65	34.90	32.80	35.05	32.95	35.20	33.10
Maximum Power Current Imp (A)	13.39	10.57	13.47	10.64	13.56	10.71	13.64	10.78
Open Circuit Voltage Voc (V)	42.15	39.65	42.30	39.80	42.45	39.95	42.60	40.10
Short Circuit Current Isc (A)	14.16	11.24	14.24	11.31	14.32	11.38	14.40	11.45
Module Efficiency (%)	21.5%		21.7%		22.0%		22.2%	

STC: Irradiance 1000W/m², Cell Temperature 25°C, Air Mass AM1.5
NMOT: Irradiance at 800W/m², Ambient Temperature 20°C, Wind Speed 1m/s

Measuring tolerance: ±3%

REAR SIDE POWER GAIN (JT470SIt(B))

Power Gain	5%	10%	15%	20%	25%	30%
Maximum Power - Pmax (W)	493	517	541	564	588	611
Maximum Power Voltage -Vmp (V)	34.90	34.90	34.90	35.00	35.00	35.00
Maximum Power Current -Imp (A)	14.14	14.82	15.49	16.12	16.79	17.46
Open Circuit Voltage -Voc (V)	42.30	42.30	42.30	42.40	42.40	42.40
Short Circuit Current -Isc (A)	14.91	15.59	16.26	16.89	17.56	18.23

TEMPERATURE RATINGS

Temperature Coefficient of Isc (αIsc)	+0.045%/°C
Temperature Coefficient of Voc (βVoc)	-0.24%/°C
Temperature Coefficient of Pmax (γPmp)	-0.29%/°C
Normal Module Operating Temperature (NMOT)	43°C±3°C

OPERATING PARAMETERS

Maximum System Voltage	1500V/DC(IEC)
Operating Temperature	-40°C-+85°C
Maximum Series Fuse	30A
Maximum Test Load,Push/Pull	5400Pa/2400Pa
Conductivity at Ground	≤ 0.1Ω
Safety Class	II
Resistance	≥100MΩ
Voc and Isc Tolerance	±3%
Bifaciality	85±5%

MECHANICAL DATA

Solar Cell Type	N-type
Number of Cells	120 [2 x (10 x 6)]
Module Dimensions	1908×1134×30 mm(75.1×44.6×1.2 inches)
Weight	28.5 kg(62.8 lb)
Front Cover	High transmission, AR coated tempered glass, 2.0mm
Back Cover	High transmission, Tempered, White Grid Glass/AR coating(optional), 2.0mm
Frame	Silver, anodized aluminium alloy
J-Box	≥IP68
Cable	4.0 mm² solar cable, 400mm(+)/200mm(-)
Number of diodes	3

PACKAGING CONFIGURATION

Module per pallet	35 pieces
Module per 40'HQ container	24 pallets, 840 pieces

*Installation instruction must be followed.See the installation manual or contact our technical service department for further information on approved installation.
*The specification and key features described in this datasheet may deviate slightly and are not guaranteed. Due to ongoing innovation, R&D enhancement, Jetion Solar (China) Co., Ltd. reserves the right to make any adjustment to the information described herein at any time without notice. Please always obtain the most recent version of the datasheet which shall be duly incorporated into the binding contract made by the parties governing all transactions related to the purchase and sale of the products described herein. Jetion Solar_REV_2026_06_EN

CNBM JETION SOLAR Visionary Green Energy

JT SJt(B) 420-440W

Dual-glass Monocrystalline Solar Module

108 Cells / MBB / Bifacial Mono TOPCon / 1500V DC / 22.5% Maximum Efficiency



KEY FEATURES

Leading TOPCon technology
MBB N-type TOPCon solar cell, maximum power output 440W
Better anti-LID & LETID performance

Highly reliable due to stringent quality control
Excellent PID resistance, 100% EL double inspection
In-house testing goes well beyond certification requirements

High bifaciality
80% bifacial rate, additional 25% more yield than PERC
Lower LCOE

Certified to withstand the most challenging environment
2400 Pa wind load • 5400 Pa snow load • 25 mm hail stones at 82 km/h

QUALIFICATIONS & CERTIFICATES

- IEC 61215, IEC 61730, IEC 62941
- ISO 9001: Quality Management System
- ISO 14001: Environment Management System
- ISO 45001: Occupational Health and Safety

WARRANTY

12 years Product Warranty

30 years Performance Warranty

JETION SOLAR

As a member of CNBM - a Fortune 500 company, Jetion Solar provides various product solutions, global EPC service and financing. Its standard and high-efficiency product offerings are among the most powerful and cost-effective in the industry. Till now, Jetion Solar has cumulatively more than 20 GW module shipment and 1 GW global EPC track records.

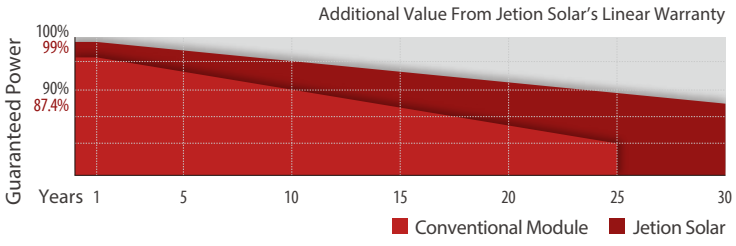

Jetion Solar (China) Co., Ltd.
Add: 1011 Zhencheng Road, Jiangyin, Jiangsu Province, P.R. China 214443
Tel: +86 (510) 8668 7300
E-mail: marketing@jetion.com.cn
Web: www.jetionsolar.com

CNBM | JETION SOLAR Visionary Green Energy

IV CURVES

IV Curves of JT425SJt(B) at different irradiances

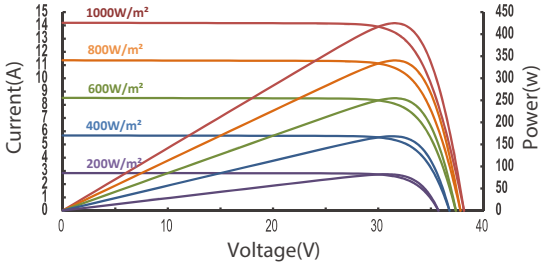

IV Curves of JT425SJt(B) at different Temp

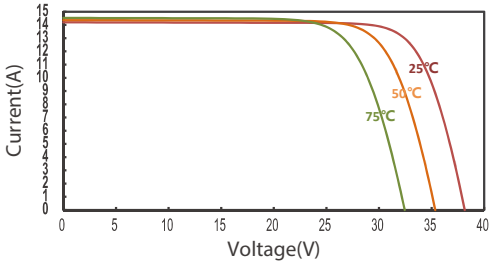

DIMENSION

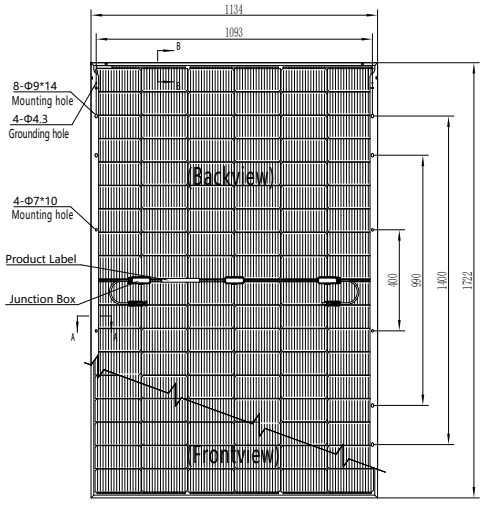

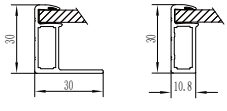

Section A-A Section B-B

Tolerance
Length: ±2mm
Width: ±2mm

Remarks

ELECTRICAL DATA *STC

Measuring tolerance: ±3%

TYPE (Tolerance: 0 - +5W)	JT420SJt(B)	JT425SJt(B)	JT430SJt(B)	JT435SJt(B)	JT440SJt(B)
Maximum Power Pmax (W)	420	425	430	435	440
Maximum Power Voltage Vmp (V)	31.50	31.65	31.80	31.95	32.10
Maximum Power Current Imp (A)	13.34	13.43	13.53	13.62	13.71
Open Circuit Voltage Voc (V)	38.00	38.20	38.30	38.50	38.60
Short Circuit Current Isc (A)	14.11	14.20	14.30	14.39	14.48
Module Efficiency (%)	21.5%	21.8%	22.0%	22.3%	22.5%

STC: Irradiance 1000W/m², Cell Temperature 25°C, Air Mass AM1.5

BSTC

Maximum Power - Pmax (W)	463.1	468.7	474.1	479.6	485.0
Maximum Power Voltage -Vmp (V)	31.50	31.65	31.80	31.95	32.10
Maximum Power Current -Imp (A)	14.70	14.81	14.91	15.01	15.11
Open Circuit Voltage -Voc (V)	38.00	38.15	38.30	38.45	38.60
Short Circuit Current -Isc (A)	15.47	15.58	15.68	15.78	15.88

BSTC : Front side irradiation 1000W/m², back side reflection irradiation 135W/m², spectrum AM1.5, ambient temperature 25°C. Values are based on RETC certified results from a light-soaked module.

TEMPERATURE RATINGS

Temperature Coefficient of Isc (αIsc)	+0.045%/°C
Temperature Coefficient of Voc (βVoc)	-0.24%/°C
Temperature Coefficient of Pmax (γPmp)	-0.29%/°C
Normal Module Operating Temperature (NMOT)	43°C±3°C

OPERATING PARAMETERS

Maximum System Voltage	1500V/DC(IEC)
Operating Temperature	-40°C-+85°C
Maximum Series Fuse	30A
Maximum Test Load,Push/Pull	5400Pa/2400Pa
Conductivity at Ground	≤ 0.1Ω
Safety Class	II
Resistance	≥100MΩ
Voc and Isc Tolerance	±3%
Bifaciality	85±5%

MECHANICAL DATA

Solar Cell Type	N-type
Number of Cells	108 [2 x (9 x 6)]
Module Dimensions	1722×1134×30 mm(67.8×44.6×1.2 inches)
Weight	25.8 kg(56.9 lb)
Front Cover	High transmission, AR coated tempered glass, 2.0mm
Back Cover	High transmission, Tempered, White Grid Glass/AR coating(optional), 2.0mm
Frame	Silver, anodized aluminium alloy
J-Box	≥IP68
Cable	4.0 mm² solar cable, 400mm(+)/200mm(-)
Number of diodes	3

PACKAGING CONFIGURATION

Module per pallet	35 pieces
Module per 40'HQ container	26 pallets, 910 pieces

*Installation instruction must be followed.See the installation manual or contact our technical service department for further information on approved installation.
*The specification and key features described in this datasheet may deviate slightly and are not guaranteed. Due to ongoing innovation, R&D enhancement, Jetion Solar (China) Co., Ltd. reserves the right to make any adjustment to the information described herein at any time without notice. Please always obtain the most recent version of the datasheet which shall be duly incorporated into the binding contract made by the parties governing all transactions related to the purchase and sale of the products described herein. Jetion Solar_REV_2026_06_EN

CNBM JETION SOLAR Visionary Green Energy